

January 2017



RURAL MISSOURI

# Sac Osage Electric Cooperative

# News

P.O. Box 111, 4815 E HWY 54  
El Dorado Springs, MO 64744  
Telephone: 800-876-2701

Visit us on the Web - [www.sacosage.com](http://www.sacosage.com)



A Touchstone Energy® Cooperative 

## Happy New Year from Sac Osage Electric



Sac Osage Electric's Board Secretary, Jan Neale, presents Steve Wiseman a check for the El Dorado Springs Christmas Basket Fund.



Sac Osage Electric's Board President, Neale Johnson, presents a check to Mike Tunnell, Treasurer for the Stockton Area Ministerial Association a check for the Stockton Christmas Fund.



Sac Osage Electric's Board Director, Ray Huesemann, presents a check to Margie Weaver, Center Coordinator for St. Clair County Senior Center.

## OPERATION ROUND-UP AWARDS LOCAL PROJECTS

The Board of Directors authorized the Sac Osage Electric "Operation Round-Up" Committee to distribute funds collected from our members throughout the year to several local and regional projects. The Operation Round-Up program uses the generosity of cooperative members who participate to provide these additional funds.

As members of Sac Osage Electric Cooperative, you can voluntarily choose to have your monthly electric bill "rounded up" to the next whole dollar. The most money individual members could possibly contribute is \$11.88 over a 12 month period. These excess payments are collected in a special account that is used for such special purposes. "This program is a very easy way for our members to help families who need a little help", said Jim Davis, General Manager of the cooperative.

Please contact our customer service representatives to set up your account, and start putting your pennies to work. Together your little change may make a big change for someone else.

The Operations Round-Up committee awarded \$250 to the following organizations:

1. El Dorado Springs Christmas Basket Fund
2. Christmas Fund, Stockton, MO.
3. Christmas Fund, Community Outreach, Nevada, MO.
4. St. Clair County Senior Center, Osceola, MO.



Sac Osage Electric Cooperative is proud to participate in community events like the El Dorado Springs Christmas Parade. Kids at the parade enjoy seeing the cooperative's trucks and scoop up the candy thrown. Special thanks to: Brian Fugate, Journeyman Lineman, along with Brian's son Aidan; Janna Dody, Communications Coordinator, and her children; Jill Ash, wife of Aaron Ash, Member Service Representative and her children; and Jared Asmus, Tree Trimmer, and his children for participating in the Christmas Parade and throwing candy from the truck to all the youngsters.



January 2017


## MLK Jr.'s Birthday

Martin Luther King Jr.'s birthday is observed on Jan. 16 this year. He was actually born on Jan. 15, 1929, just 2 days before Ben Franklin's birthday on the 17th. The two men lived more than two centuries apart, but they shared a commitment to nonviolence. Benjamin Franklin was a statesman and diplomat during the American Revolution, a time of hot tempers and impromptu tea parties. Martin Luther King Jr. was born in a time of American segregation and civil injustice and was awarded a Nobel Peace Prize for his leadership in nonviolent protests.



## Shays' Rebellion

Daniel Shays was a captain who had served "with distinction" in the American Revolution, but by 1786, he had become a poor farmer. During the depression that followed the war, farmers in Massachusetts lacked the political clout needed to obtain economic relief. When petitions proved futile, a large group of farmers persuaded Shays to be their leader. On Jan. 25, 1787, they attacked the arsenal in Springfield, Massachusetts. They continued similar attacks until Feb. 4, 1787, when they were defeated by the militia in Petersham, Massachusetts.



## Plough Monday

Plough Monday (the first Monday after Epiphany, Jan. 9 this year) was the traditional day for men to return to work after the holidays, although little work was actually done that day. Dressed in clean white smocks decorated with ribbons,



the men dragged a plough through the village and collected money for the "plough-light" that burned in the church all year. The men sang and danced their way from village to village to the accompaniment of musicians. In the evening, each farmer gave a supper for his men, with plentiful beef and ale for all.

For recipes, gardening tips and weather forecasts, visit:  
[www.almanac.com](http://www.almanac.com)


### Recipe for New Potatoes with Mustard Butter



2 pounds small, new potatoes  
6 tablespoons butter, melted  
1 teaspoon prepared mustard  
1 tablespoon fresh parsley, chopped

Wash the potatoes and peel them if desired. Bring a large pot of salted water to a boil and cook the potatoes until tender, then drain. Mix together the butter, mustard and parsley. Pour the mustard butter over the potatoes. Serve warm. Makes 4 to 6 servings.

## THE OLD FARMER'S



## WEATHER PROVERBS

**If January calends be summerly gay, it will be winterly weather till the calends of May.**

**On St. Distaff's Day (Jan. 7), neither work nor play.**

**Fog in January makes a wet spring.**

**A fire hard to kindle indicates bad weather.**

**When the North Star twinkles, expect stormy weather.**

**When oak trees bend with snow in January, good crops may be expected.**

**It will be the same weather for nine weeks as it is on the ninth day after Christmas.**

**A fair day in winter is the mother of a storm.**



photo courtesy of Flickr/angryfrench

## Remodeling the heart of your home

A good source of natural lighting, combined with overhead and task lighting, can make a kitchen both functional and energy efficient.

**Dear Pat: My family is planning to remodel our kitchen in the coming months. The remodel will be pricey, but we hope to incorporate energy efficient features that will help reduce our energy costs. What are some things we can do to make sure our kitchen is as energy efficient as possible? — Carlos**

Dear Carlos: Undertaking a remodeling project in any part of your home gives you the chance to make a space work better for your needs — including reducing your energy use. For many households, the kitchen is the heart of the home — meaning it is used the most — so incorporating energy efficiency measures here can have a real impact on your energy bills.

Before starting a remodel, consider having a home energy audit completed by a certified professional. This energy assessment can help you identify major efficiency issues in your kitchen that you can address as you remodel.

The audit also can identify other large efficiency investments your home may need that could make sense to invest in at the same time. For example, upgrading your heating and cooling system and ductwork during the same time as your kitchen remodel could be more cost-efficient than completing two separate projects.

Here are some thoughts for you to consider when doing your kitchen remodel:

### **The kitchen layout and design**

During a remodel, homeowners often want to expand the kitchen. However, bigger isn't always better. Enlarging the footprint of your kitchen will likely mean higher energy bills. Consider whether a more efficient layout in your kitchen could prevent a need for expansion.

The design phase of your project also is when you will decide on placement of your major appliances and kitchen features. There may be opportunities to shorten plumbing runs to make hot water delivery to your sink and dishwasher more efficient and to add plumbing insulation to reduce heat loss. Also think about heat sources in your kitchen and how they will affect your refrigerator — placing your refrigerator in a very sunny spot or next to your oven will make this appliance work harder and use more energy.

### **Appliances**

If you are replacing any kitchen appliances, look for EnergyStar-certified refrigerators, dishwashers and freezers to help save energy.

For example, refrigerators that are EnergyStar certified will use about 10 percent less energy than standard models and up to 40 percent less energy than a refrigerator from 2001.

Once it is replaced, rather than moving your old refrigerator into the garage where it could use even more energy, ask your electric co-op how you can recycle it.

### **Lighting**

Many remodeled kitchens incorporate lots of windows to ensure a bright, naturally-lit kitchen. Using natural light can make your kitchen feel more open and reduce reliance on overhead lights, but beware of overheating the room in the summer. When thinking about your windows and lighting, consider your home's climate and orientation and how to use natural light strategically.

In addition to overall lighting, a kitchen needs bright task lighting. Installing individual task lights on separate switches can help minimize the energy you use for lighting. Throughout your kitchen, install energy-efficient light fixtures and bulbs, which are certified for energy savings, high quality and performance.

### **Kitchen ventilation**

Increasingly, homeowners are installing professional-looking stove hoods in their remodeled kitchens. Be sure to pick a high-efficiency model sized for your needs and install it so that it vents directly to the outside. Remember that running a hood exhaust fan more frequently than needed can make your heating and cooling system work harder, as conditioned air is pulled outside.

### **Overall comfort**

The kitchen is often a family's gathering place, so installing zoned heating in this space could make sense — meaning you could turn up the thermostat for the kitchen without warming the entire home.

Other ways to ensure that the kitchen is a comfortable room for your family are to address any issues noted in your energy audit. For example, increase wall and attic insulation, address duct and air sealing needs, invest in more efficient windows and install window coverings that help block hot summer sun and blustery winter wind.

*This column was co-written by Pat Keegan and Amy Wheelless of Collaborative Efficiency. For more information on energy efficient kitchen remodeling, please visit: [www.collaborativeefficiency.com/energytips](http://www.collaborativeefficiency.com/energytips).*



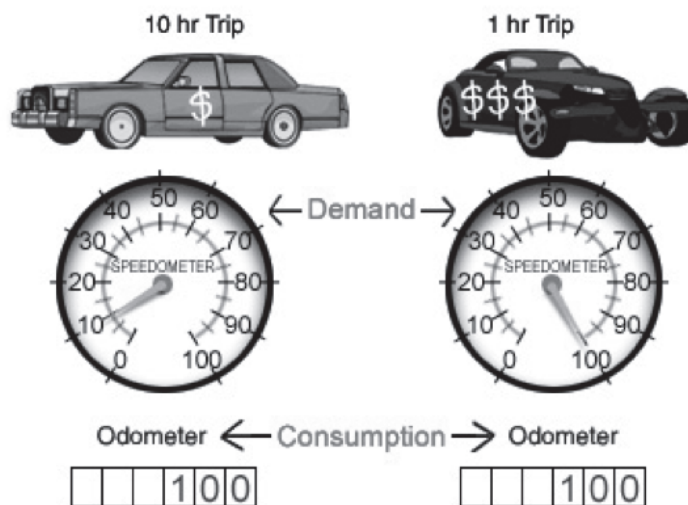
## What is kW Demand?

Most residential members of Sac Osage Electric have a basic understanding of how their households are billed for electricity based on the number of kilowatt hours (kWh's) they consume. But many people may not understand kilowatt (kW) demand. A simple analogy may help.

A car's speedometer is like the kW demand meter and the odometer is like a kWh consumption meter. Two cars could travel the same 100 mile road, one at 10 mph for 10 hours and the other at 100 mph for 1 hour. It takes a much more capable and expensive engine to reliably power the car at 100 mph than it does to power the one going only 10 mph.

The same principle is true with electricity. It is generally less expensive to serve a residence with a smaller consistent demand than one which puts a larger inconsistent kW demand on our system, even though they may both consume the same number of kilowatt hours.

Our energy provider, KAMO Power, charges Sac Osage Electric both a kWh consumption and kW demand charge, but Sac Osage does not currently bill its residential members for kW demand. So, you might ask, "why doesn't Sac Osage bill its residential members for both demand and consumption?" Rest assured that as new metering technology is integrated into our billing system, Sac Osage Electric will seek to develop the fairest possible rate structure for all its members.



## Sac Osage Electric

### Recognizes Years of Service

Experience is a valuable commodity in any workplace, especially in a cooperative where we serve member owners every day. Sac Osage Electric Cooperative is extremely proud to have these seven dedicated employees who have given many years of quality service to the Cooperative. At the annual Christmas Dinner in December, employees shown below were honored for their years of service at Sac Osage Electric Cooperative and were presented with a cooperative service pin. These employees were recognized for their years of service, front row, from left to right: Kent Henry, Senior Service Lineman, 40 years; Kelly McPeak, Work Order Clerk, 30 Years; John Julian, Working Foreman, 35 years; and back row, from left to right: Tysen Saylor, 3rd Year Lineman, 5 years; Lindell Marshall, Working Foreman, 35 Years; Josh Heiserman, 3rd Year Lineman and not pictured Scott Witt, Working Foreman, 30 Years.



## Capital Credit Correction

The general distribution should fully retire capital credits for the years of 1989, 1990, 1991 and a portion of 1992. It had originally been reported that it would retire capital credits for the years of 1989, 1990, 1991, 1992, 1993, 1994, 1995 and a portion of 1996.

**Sac Osage Electric will be closed on Monday, January 2, 2017.**

*Happy New Year!*



### Energy Efficiency

### *Tip of the Month*

What is your thermostat set at? If it is higher than 68 degrees, you may be needlessly adding to your energy bills. Often a better way to stay warm in the winter is to put on a sweater, a hat or warm socks. Before you crank up your thermostat, add a layer. If that doesn't help, you may need to add insulation or work to plug gaps that are letting in cold air.